

Signify Classified - Internal
Cooper Lighting Solutions Photometric Lab
1121 Highway 74 South
Peachtree City, GA 30269



Scaled data based on original data using
LM-79-08 Approved Method: Electrical and Photometric Measurements of Solid-
State Lighting Products

Test Report Prepared for
Cooper Lighting Solutions
(formerly Eaton)

Brand: INVUE

Report Number: P868475

Luminaire Tested: **EMM2-HTN-SA2A-750-U-T2U**

Issue Date: 08/22/2024



Test Information

Test Method: LM-79-08
Report Number: P868475
Test Lab: INNOVATION CENTER(G3)
Issue Date: 08/22/2024
Manufacturer: COOPER LIGHTING SOLUTIONS (FORMERLY EATON)
Product Line: INVUE
Catalog Number: EMM2-HTN-SA2A-750-U-T2U
Description: EPIC MODERN TALL HOUSING DISCRETE LED ARRAYS 70W 70CRI 5000K
FIXTURE w/ TYPE II URBAN DISTRIBUTION OPTIC
Light Source: (20) 5000K CCT, 70 CRI LEDS
Ballast/Driver: ELECTRONIC DRIVER

Summary

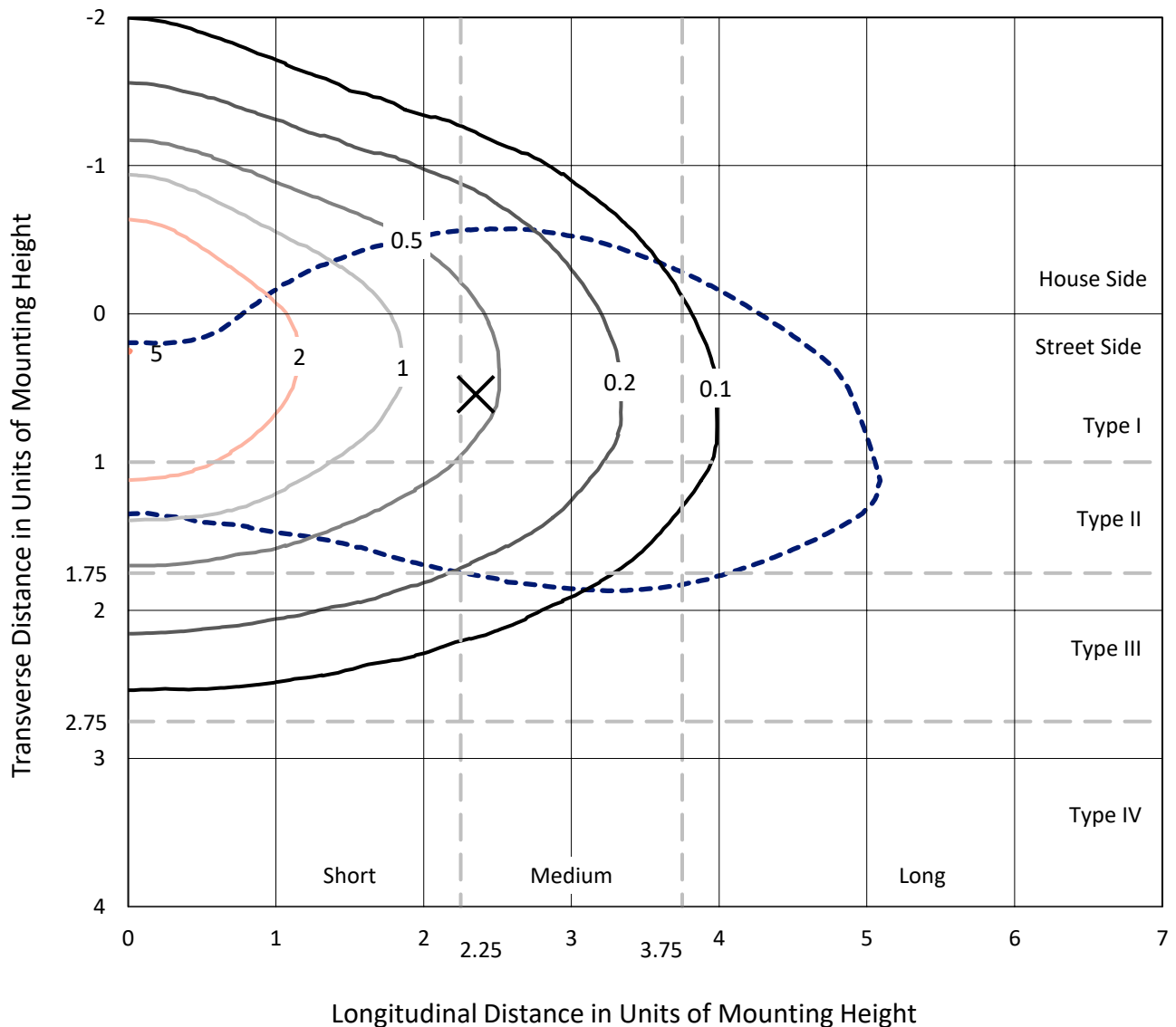
Lumens per Lamp: N/A
Luminaire Lumens: 9292.5 lumens
Efficiency: N/A
Efficacy: 152.3 lumens/watt
Luminous Opening: Rectangular (W 0.67' x L: 0.33' x H: 0')
IES Classification: Type III - Medium
BUG Rating: B2 - U0 - G2

Input Watts (W): 61
Input Voltage (V): 120
Input Current (A_{in}): NR
Voltage Rise (V): NR
Power Factor: 0.99
Total Harmonic Distortion (THDi): 9.89%
Frequency (hertz): 60
Stabilization Time: NR
Operation Time: NR
Ambient Temperature (°C): NR
Test Distance: 24 FT

REPORT NUMBER: P868475
 CATALOG NUMBER: EMM2-HTN-SA2A-750-U-T2U

Iso-Footcandle Lines of Horizontal Illumination

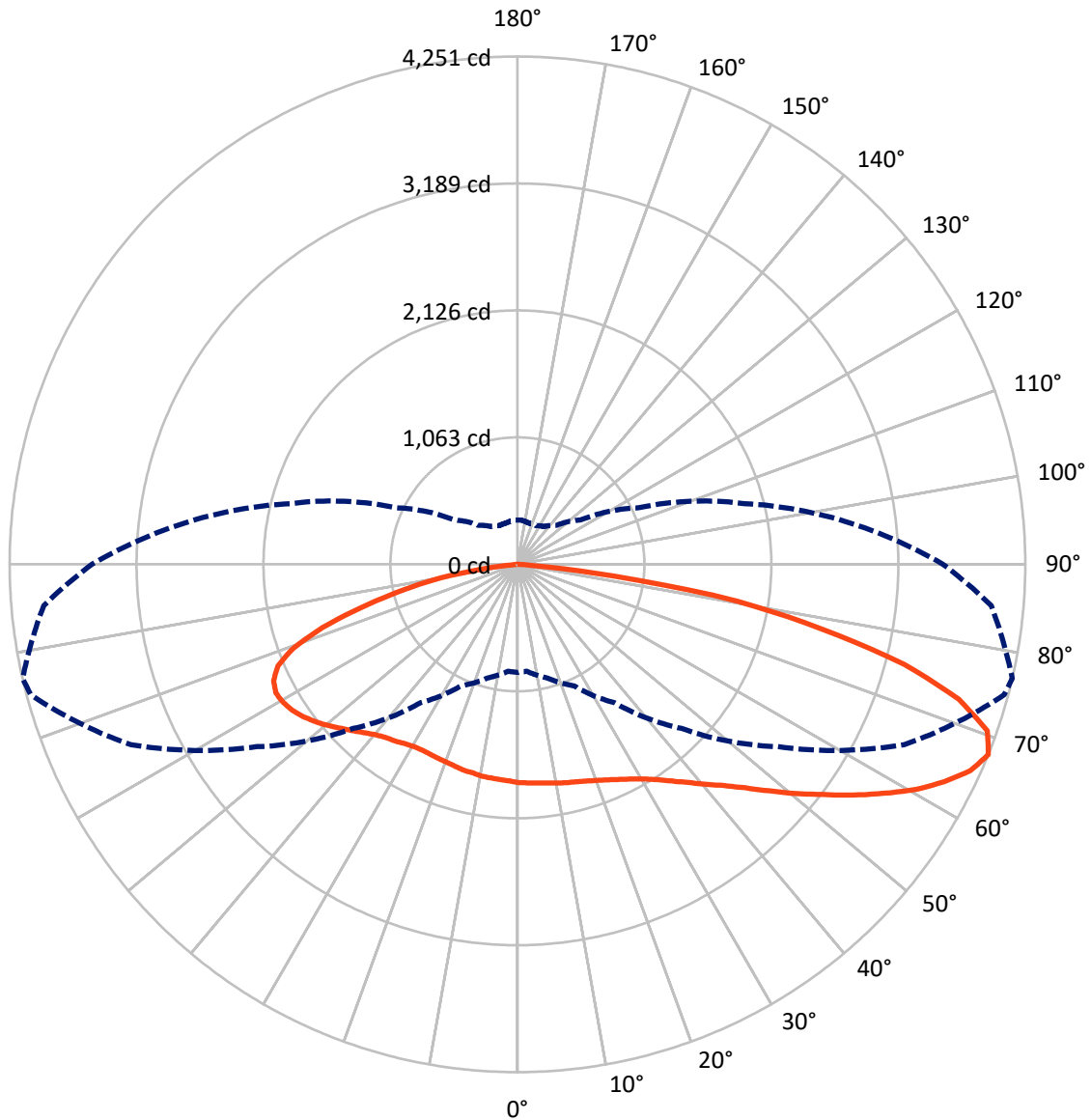
× Max cd
 - - - 1/2 Max cd



Based on 20 foot mounting height. Maximum calculated value = 5 fc
 Type III - Medium - N/A

REPORT NUMBER: P868475
CATALOG NUMBER: EMM2-HTN-SA2A-750-U-T2U

Luminous Intensity Polar Plot



— Vertical Plane Through 77-Deg Lateral - - - Horizontal Cone Through 67.5-Deg Vertical



REPORT NUMBER: P868475
 CATALOG NUMBER: EMM2-HTN-SA2A-750-U-T2U

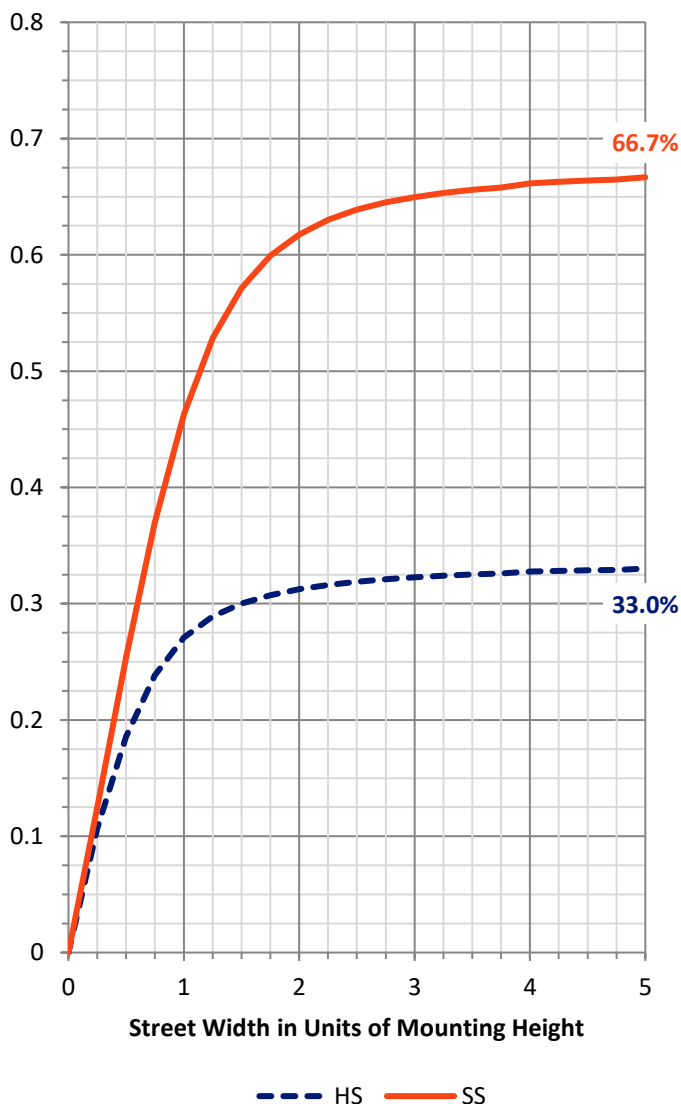
FLUX DISTRIBUTION:

		Downward	Upward	Total
House Side	Lumens	3090.1	0.0	3090.1
	% Fixture	33.3	0.0	33.3
Street Side	Lumens	6202.4	0.0	6202.4
	% Fixture	66.7	0.0	66.7
Total	Lumens	9292.5	0.0	9292.5
	% Fixture	100.0	0.0	100.0

ZONAL LUMENS:

Zone	Lumens	% Fixture
0°-10°	175.6	1.9
10°-20°	532.6	5.7
20°-30°	897.9	9.7
30°-40°	1274.1	13.7
40°-50°	1612.0	17.3
50°-60°	1765.9	19.0
60°-70°	1707.0	18.4
70°-80°	1148.1	12.4
80°-90°	179.4	1.9
90°-100°	0.0	0.0
100°-110°	0.0	0.0
110°-120°	0.0	0.0
120°-130°	0.0	0.0
130°-140°	0.0	0.0
140°-150°	0.0	0.0
150°-160°	0.0	0.0
160°-170°	0.0	0.0
170°-180°	0.0	0.0
0°-90°	9292.5	100.0
0°-180°	9292.5	100.0

Coefficient of Utilization



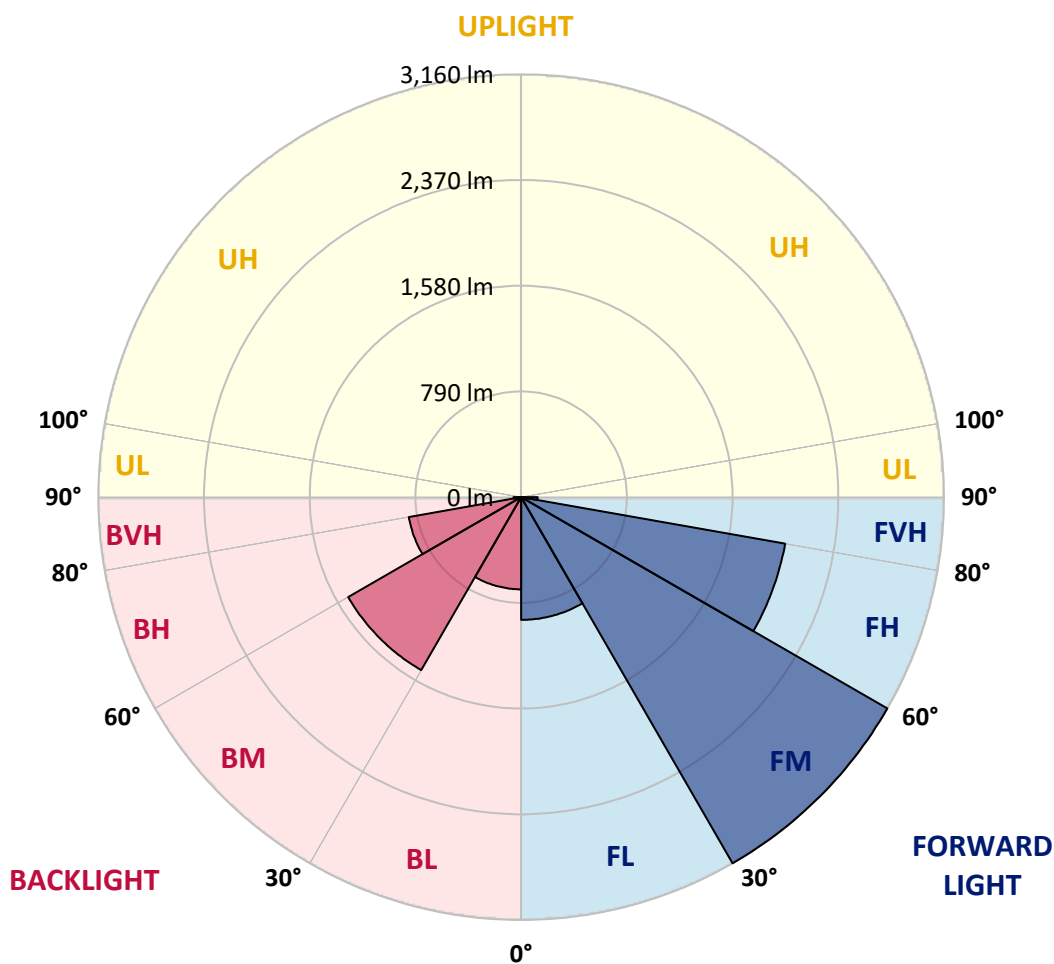
REPORT NUMBER: P868475
 CATALOG NUMBER: EMM2-HTN-SA2A-750-U-T2U

LUMINAIRE CLASSIFICATION SYSTEM LUMEN TABLE AND BUG RATING:

Zone	Lumens	% Fixture	Zone Rating/Lumen Limit		
			B	U	G
FL (0°-30°)	917.2	9.9			
FM (30°-60°)	3159.6	34.0			
FH (60°-80°)	2002.8	21.6			G2/5000
FVH (80°-90°)	122.9	1.3			G2/225
BL (0°-30°)	688.8	7.4	B2/1000		
BM (30°-60°)	1492.4	16.1	B2/2500		
BH (60°-80°)	852.3	9.2	B2/1000		G2/1000
BVH (80°-90°)	56.6	0.6			G1/100
UL (90°-100°)	0.0	0.0		U0/0	
UH (100°-180°)	0.0	0.0		U0/0	

BUG Rating: B2-U0-G2

Type III Medium





REPORT NUMBER: P868475

CATALOG NUMBER: EMM2-HTN-SA2A-750-U-T2U

CANDELA DISTRIBUTION (FULL):

	0°	5°	15°	25°	35°	45°	55°	65°	75°	77°	85°
0°	1827.0	1827.0	1827.0	1827.0	1827.0	1827.0	1827.0	1827.0	1827.0	1827.0	1827.0
2.5°	1867.4	1865.6	1856.4	1860.1	1849.1	1856.4	1845.4	1836.2	1834.4	1832.5	1834.4
5°	1926.3	1917.1	1907.9	1902.4	1893.2	1889.5	1871.1	1852.7	1841.7	1839.9	1836.2
7.5°	1994.3	1990.6	1977.7	1970.4	1944.6	1931.8	1906.0	1873.0	1856.4	1849.1	1839.9
10°	2064.1	2073.3	2056.8	2042.1	2012.6	1985.1	1941.0	1898.7	1865.6	1861.9	1841.7
12.5°	2150.5	2148.7	2137.6	2111.9	2077.0	2038.4	1985.1	1926.3	1882.1	1874.8	1845.4
15°	2227.7	2225.9	2211.2	2187.3	2141.3	2093.5	2021.8	1953.8	1898.7	1887.7	1852.7
17.5°	2299.4	2295.7	2286.5	2260.8	2203.8	2145.0	2075.1	1985.1	1918.9	1906.0	1858.3
20°	2361.9	2365.6	2354.5	2328.8	2275.5	2213.0	2124.8	2025.5	1944.6	1929.9	1874.8
22.5°	2429.9	2431.7	2426.2	2417.0	2349.0	2282.8	2187.3	2071.5	1974.0	1959.3	1893.2
25°	2501.6	2503.4	2507.1	2501.6	2424.4	2352.7	2251.6	2128.4	2014.5	1994.3	1918.9
27.5°	2584.3	2586.1	2593.5	2582.4	2499.7	2424.4	2323.3	2189.1	2056.8	2034.7	1941.0
30°	2678.0	2685.4	2679.9	2676.2	2580.6	2507.1	2395.0	2251.6	2111.9	2084.3	1979.6
32.5°	2790.1	2788.3	2777.3	2766.2	2668.8	2591.6	2475.8	2332.5	2179.9	2148.7	2042.1
35°	2871.0	2871.0	2854.5	2849.0	2758.9	2678.0	2564.1	2422.5	2257.1	2227.7	2108.2
37.5°	2920.6	2928.0	2915.1	2918.8	2832.4	2757.1	2652.3	2514.4	2341.7	2315.9	2189.1
40°	2939.0	2957.4	2968.4	2983.1	2896.7	2832.4	2746.0	2613.7	2450.1	2420.7	2286.5
42.5°	2942.7	2970.3	3008.9	3040.1	2942.7	2889.4	2836.1	2714.8	2556.7	2531.0	2393.1
45°	2924.3	2911.4	3005.2	3008.9	2968.4	2935.3	2915.1	2836.1	2711.1	2668.8	2525.5
47.5°	2784.6	2769.9	2795.7	2913.3	2937.2	2955.6	2996.0	2977.6	2865.5	2832.4	2678.0
50°	2558.5	2551.2	2654.1	2780.9	2860.0	2953.7	3062.2	3113.6	3036.4	3016.2	2871.0
52.5°	2185.4	2165.2	2374.7	2621.0	2758.9	2935.3	3108.1	3253.3	3229.4	3200.0	3036.4
55°	1948.3	1948.3	2089.8	2396.8	2630.2	2869.2	3137.5	3400.4	3442.6	3409.6	3225.8
57.5°	1694.7	1714.9	1861.9	2073.3	2444.6	2747.9	3133.8	3523.5	3648.5	3617.3	3426.1
60°	1477.8	1494.3	1578.9	1792.1	2225.9	2588.0	3093.4	3624.6	3839.7	3828.6	3602.5
62.5°	1257.2	1277.4	1345.4	1545.8	1937.3	2404.1	3008.9	3679.7	4019.8	4008.8	3780.8
65°	1080.8	1082.6	1150.6	1317.9	1648.7	2181.7	2860.0	3668.7	4159.5	4166.8	3931.6
67.5°	904.3	898.8	987.0	1123.0	1413.4	1942.8	2661.5	3571.3	4218.3	4251.4	3981.2
70°	665.4	672.7	795.9	946.6	1194.7	1667.1	2383.9	3382.0	4122.7	4174.2	3867.2
72.5°	499.9	514.6	634.1	790.4	998.1	1391.4	2080.7	3053.0	3856.2	3863.5	3519.8
75°	406.2	409.9	516.5	656.2	817.9	1115.7	1670.8	2549.4	3260.7	3345.2	2990.5
77.5°	345.6	341.9	393.3	529.4	659.9	891.4	1259.1	1939.1	2560.4	2599.0	2341.7
80°	294.1	292.2	310.6	428.3	516.5	636.0	862.0	1351.0	1827.0	1869.3	1663.4
82.5°	154.4	165.4	161.7	264.7	292.2	334.5	413.6	613.9	797.7	808.7	764.6
85°	7.4	7.4	7.4	11.0	18.4	29.4	57.0	57.0	62.5	119.5	136.0
87.5°	1.8	1.8	3.7	3.7	3.7	5.5	5.5	7.4	7.4	7.4	7.4
90°	0.0	0.0	0.0	0.0	0.0	0.0	0.0	0.0	0.0	0.0	0.0



REPORT NUMBER: P868475

CATALOG NUMBER: EMM2-HTN-SA2A-750-U-T2U

CANDELA DISTRIBUTION (continued):

	90°	95°	105°	115°	125°	135°	145°	155°	165°	175°	180°
0°	1827.0	1827.0	1827.0	1827.0	1827.0	1827.0	1827.0	1827.0	1827.0	1827.0	1827.0
2.5°	1830.7	1823.3	1812.3	1814.1	1812.3	1812.3	1803.1	1795.8	1793.9	1797.6	1805.0
5°	1832.5	1821.5	1805.0	1799.4	1793.9	1790.2	1775.5	1764.5	1759.0	1762.7	1764.5
7.5°	1832.5	1816.0	1797.6	1786.6	1771.9	1760.8	1744.3	1729.6	1722.2	1724.1	1727.8
10°	1828.8	1810.5	1795.8	1773.7	1749.8	1736.9	1711.2	1692.8	1683.6	1685.5	1676.3
12.5°	1828.8	1808.6	1779.2	1759.0	1725.9	1698.3	1678.1	1657.9	1650.6	1643.2	1639.5
15°	1830.7	1805.0	1775.5	1733.3	1694.7	1665.3	1639.5	1626.7	1615.6	1612.0	1613.8
17.5°	1830.7	1805.0	1760.8	1711.2	1667.1	1630.3	1608.3	1593.6	1589.9	1586.2	1586.2
20°	1839.9	1806.8	1748.0	1689.2	1634.0	1595.4	1575.2	1566.0	1566.0	1560.5	1560.5
22.5°	1854.6	1810.5	1740.6	1670.8	1606.4	1564.2	1542.1	1531.1	1536.6	1532.9	1531.1
25°	1871.1	1823.3	1731.4	1645.0	1569.7	1525.6	1503.5	1496.2	1494.3	1485.1	1498.0
27.5°	1884.0	1832.5	1725.9	1619.3	1536.6	1485.1	1457.6	1444.7	1435.5	1439.2	1435.5
30°	1918.9	1858.3	1727.8	1597.3	1499.8	1437.3	1404.3	1389.6	1385.9	1385.9	1385.9
32.5°	1966.7	1891.3	1740.6	1588.1	1464.9	1391.4	1351.0	1336.3	1332.6	1325.2	1328.9
35°	2027.4	1941.0	1760.8	1573.4	1437.3	1338.1	1294.0	1273.8	1268.2	1260.9	1260.9
37.5°	2095.4	1990.6	1775.5	1566.0	1400.6	1282.9	1233.3	1207.6	1203.9	1196.6	1200.2
40°	2181.7	2058.6	1799.4	1551.3	1358.3	1233.3	1167.2	1124.9	1134.1	1137.7	1145.1
42.5°	2279.2	2145.0	1836.2	1536.6	1325.2	1181.9	1084.4	1042.2	1053.2	1049.5	1056.9
45°	2411.5	2246.1	1882.1	1531.1	1284.8	1119.4	999.9	952.1	948.4	942.9	946.6
47.5°	2549.4	2367.4	1926.3	1520.1	1240.7	1042.2	904.3	843.7	829.0	821.6	814.2
50°	2692.7	2488.7	1977.7	1512.7	1181.9	955.8	808.7	738.9	711.3	702.1	692.9
52.5°	2854.5	2619.2	2021.8	1494.3	1117.5	865.7	722.3	643.3	612.1	593.7	595.5
55°	3025.4	2738.7	2062.3	1472.3	1044.0	781.2	636.0	569.8	538.5	533.0	533.0
57.5°	3183.5	2861.8	2091.7	1433.7	970.5	698.5	564.3	507.3	492.6	499.9	499.9
60°	3345.2	2961.1	2106.4	1391.4	895.1	628.6	514.6	468.7	461.3	476.1	477.9
62.5°	3475.7	3040.1	2102.7	1332.6	812.4	568.0	466.9	430.1	433.8	459.5	465.0
65°	3569.5	3078.7	2056.8	1244.3	733.4	514.6	424.6	389.7	389.7	408.0	413.6
67.5°	3562.1	3029.1	1964.9	1121.2	648.8	461.3	386.0	358.4	358.4	371.3	369.4
70°	3411.4	2858.1	1790.2	972.3	566.1	415.4	352.9	332.7	330.8	336.4	334.5
72.5°	3049.3	2510.8	1518.2	803.2	488.9	369.4	319.8	301.4	297.8	290.4	284.9
75°	2516.3	2062.3	1185.5	639.6	413.6	325.3	288.6	272.0	257.3	266.5	261.0
77.5°	1952.0	1582.5	882.3	496.3	336.4	283.1	257.3	238.9	235.3	268.4	257.3
80°	1424.5	1093.6	623.1	354.7	261.0	229.8	215.1	200.3	253.6	340.0	338.2
82.5°	632.3	527.5	284.9	169.1	121.3	101.1	84.5	95.6	159.9	156.2	161.7
85°	57.0	58.8	31.2	20.2	12.9	11.0	7.4	7.4	5.5	5.5	5.5
87.5°	7.4	7.4	5.5	5.5	3.7	3.7	3.7	3.7	1.8	1.8	1.8
90°	0.0	0.0	0.0	0.0	0.0	0.0	0.0	0.0	0.0	0.0	0.0

LM-79-2019: Approved Method: Electrical and Photometric Measurements of Solid-State Lighting Products

Report Prepared for

Cooper Lighting Solutions

Streetworks

Report Number: SP1-2407-157-6

Test Date: 08/07/2024

Luminaire Tested: MEM2-HTN-SA-40-750-U-5WQ-2

Data in this report applies to families of products including MEM2-HTN-SA-40-750-U-5WQ-2

Test Information

Test Method: LM-79-2019
 Report Number: SP1-2407-157-6
 Test Lab: COOPER LIGHTING SOLUTIONS
 Photometer: SP1 - 76IN SPHERE
 Measurement Geometry: 4π
 Issue Date: 08/20/2024
 Manufacturer: COOPER LIGHTING SOLUTIONS
 Product Line: Streetworks
 Catalog Number: **MEM2-HTN-SA-40-750-U-5WQ-2**
 Description: Epic Modern Light Square 40W 5WQ Optic and Flare Trim

Spectral Parameters

CCT (K): 5094
 CIE u': 0.2082
 CIE v': 0.4867
 Duv: 0.0032
 CIE x: 0.3430
 CIE y: 0.3564
 CIE z: 0.3006
 Peak Wavelength (nm): 451
 Dominant Wavelength (nm): 568
 Purity: 9.86439
 Rf: 73.7
 Rg: 93

CRI (Ra):	72.0		
R1:	68.6	R9:	-39.6
R2:	78.1	R10:	47.6
R3:	84.6	R11:	68.2
R4:	71.6	R12:	41.4
R5:	69.6	R13:	70.4
R6:	69.4	R14:	91.4
R7:	80.9	R15:	61.4
R8:	53.1		



Test Conditions

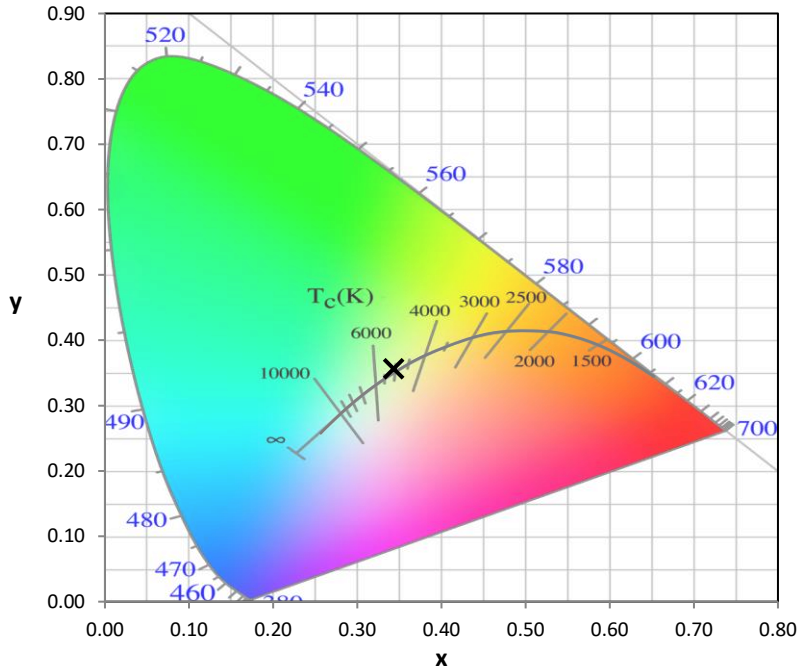
Stabilization Time: 20M
 Operation Time: 1H 20M
 Sphere Temperature (°C): 24.2

REPORT NUMBER: SP1-2407-157-6

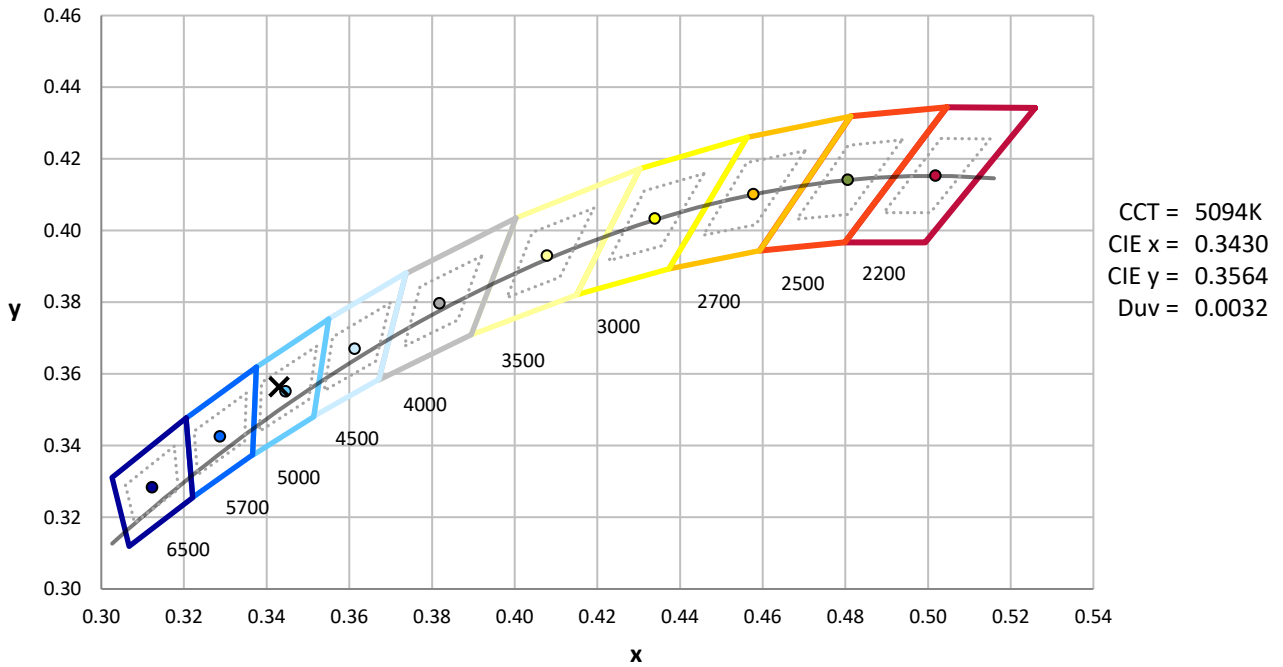
Measurement and Test Equipment			
Instrument	Identification Number	Calibration Date	Calibration Due Date
Photometer	IN0058	6/18/2024	12/18/2024
Power Meter	INXT2011004	2/8/2024	2/8/2025
AC Power Source	IN0063	10/24/2023	10/24/2024
DC Power Source	IN0208	10/24/2023	10/24/2024
Sphere Thermometer	IN0085	10/24/2023	10/24/2024
Room Thermometer	IN0046	10/24/2023	10/24/2024

REPORT NUMBER: SP1-2407-157-6

CIE 1931 Chromaticity Diagram



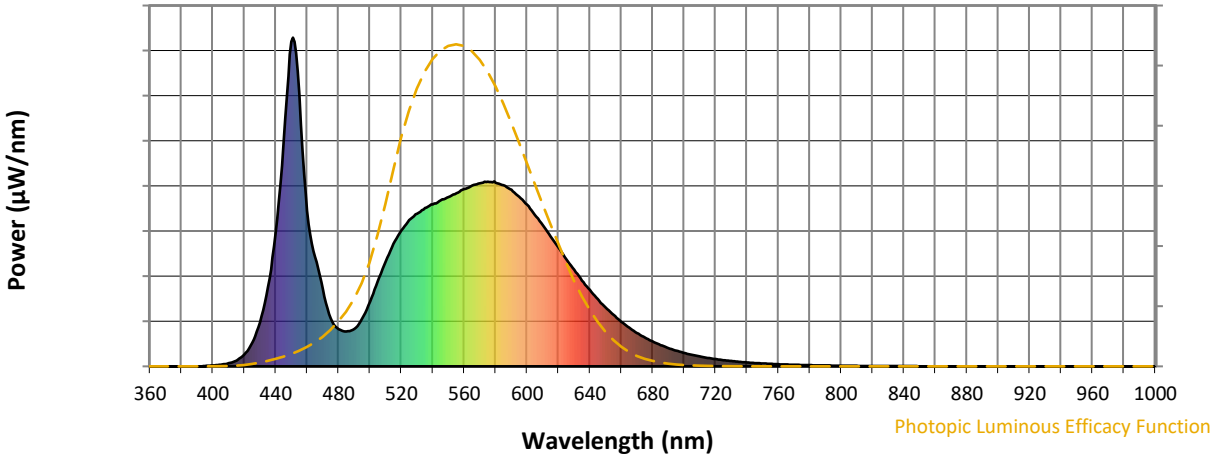
CIE 1931 Chromaticity Diagram with 2017 ANSI 7-Step and 4-Step Quadrangles



Point lies inside the ANSI 5000K 4-step quadrangle

REPORT NUMBER: SP1-2407-157-6

Photopic Flux vs. Wavelength



Photopic Lumens: NR

λ (nm)	Power W [^] /nm	Lumens (φ/nm)	λ (nm)	Power W [^] /nm	Lumens (φ/nm)	λ (nm)	Power W [^] /nm	Lumens (φ/nm)	λ (nm)	Power W [^] /nm	Lumens (φ/nm)	λ (nm)	Power W [^] /nm	Lumens (φ/nm)
360	0	NR	490	114	NR	620	361	NR	750	9	NR	880	0	NR
365	0	NR	495	145	NR	625	326	NR	755	8	NR	885	0	NR
370	0	NR	500	197	NR	630	294	NR	760	7	NR	890	0	NR
375	0	NR	505	259	NR	635	261	NR	765	6	NR	895	0	NR
380	0	NR	510	319	NR	640	232	NR	770	5	NR	900	0	NR
385	0	NR	515	373	NR	645	204	NR	775	4	NR	905	0	NR
390	0	NR	520	414	NR	650	179	NR	780	4	NR	910	0	NR
395	1	NR	525	445	NR	655	157	NR	785	3	NR	915	0	NR
400	3	NR	530	465	NR	660	136	NR	790	3	NR	920	0	NR
405	5	NR	535	482	NR	665	118	NR	795	2	NR	925	0	NR
410	9	NR	540	493	NR	670	102	NR	800	2	NR	930	0	NR
415	18	NR	545	505	NR	675	87	NR	805	2	NR	935	0	NR
420	36	NR	550	515	NR	680	75	NR	810	2	NR	940	0	NR
425	72	NR	555	527	NR	685	65	NR	815	1	NR	945	0	NR
430	134	NR	560	540	NR	690	56	NR	820	1	NR	950	0	NR
435	242	NR	565	550	NR	695	48	NR	825	1	NR	955	0	NR
440	407	NR	570	557	NR	700	41	NR	830	1	NR	960	0	NR
445	684	NR	575	561	NR	705	35	NR	835	1	NR	965	0	NR
450	988	NR	580	559	NR	710	30	NR	840	1	NR	970	0	NR
455	828	NR	585	551	NR	715	26	NR	845	1	NR	975	0	NR
460	473	NR	590	537	NR	720	22	NR	850	1	NR	980	0	NR
465	333	NR	595	516	NR	725	19	NR	855	0	NR	985	0	NR
470	232	NR	600	491	NR	730	16	NR	860	0	NR	990	0	NR
475	146	NR	605	461	NR	735	14	NR	865	0	NR	995	0	NR
480	113	NR	610	429	NR	740	12	NR	870	0	NR	1000	0	NR
485	106	NR	615	395	NR	745	10	NR	875	0	NR			

REPORT NUMBER: SP1-2407-157-6

Scotopic Flux vs. Wavelength



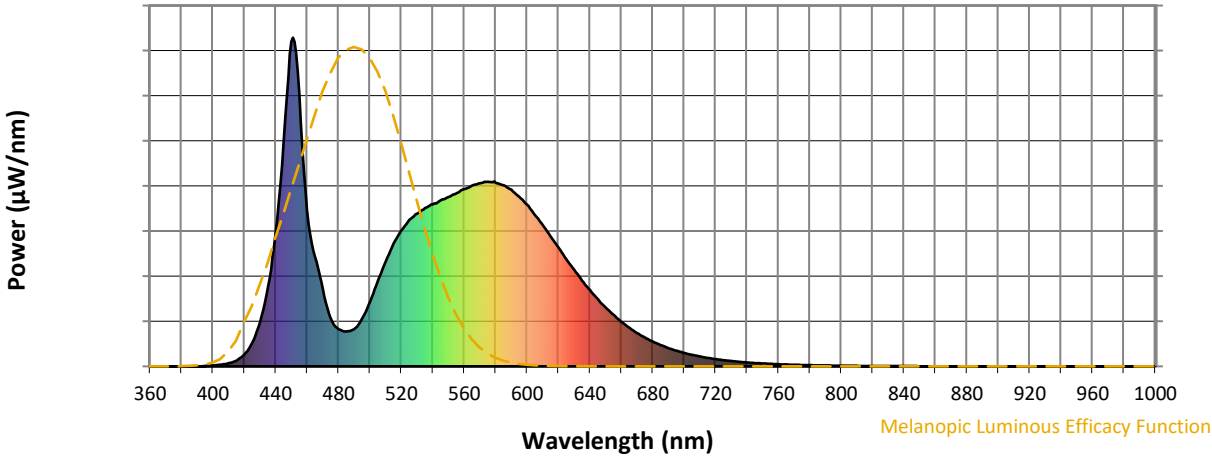
Scotopic Lumens: NR

S/P: 1.81

λ (nm)	Power W [^] /nm	Lumens (φ/nm)	λ (nm)	Power W [^] /nm	Lumens (φ/nm)	λ (nm)	Power W [^] /nm	Lumens (φ/nm)	λ (nm)	Power W [^] /nm	Lumens (φ/nm)	λ (nm)	Power W [^] /nm	Lumens (φ/nm)
360	0	NR	490	114	NR	620	361	NR	750	9	NR	880	0	NR
365	0	NR	495	145	NR	625	326	NR	755	8	NR	885	0	NR
370	0	NR	500	197	NR	630	294	NR	760	7	NR	890	0	NR
375	0	NR	505	259	NR	635	261	NR	765	6	NR	895	0	NR
380	0	NR	510	319	NR	640	232	NR	770	5	NR	900	0	NR
385	0	NR	515	373	NR	645	204	NR	775	4	NR	905	0	NR
390	0	NR	520	414	NR	650	179	NR	780	4	NR	910	0	NR
395	1	NR	525	445	NR	655	157	NR	785	3	NR	915	0	NR
400	3	NR	530	465	NR	660	136	NR	790	3	NR	920	0	NR
405	5	NR	535	482	NR	665	118	NR	795	2	NR	925	0	NR
410	9	NR	540	493	NR	670	102	NR	800	2	NR	930	0	NR
415	18	NR	545	505	NR	675	87	NR	805	2	NR	935	0	NR
420	36	NR	550	515	NR	680	75	NR	810	2	NR	940	0	NR
425	72	NR	555	527	NR	685	65	NR	815	1	NR	945	0	NR
430	134	NR	560	540	NR	690	56	NR	820	1	NR	950	0	NR
435	242	NR	565	550	NR	695	48	NR	825	1	NR	955	0	NR
440	407	NR	570	557	NR	700	41	NR	830	1	NR	960	0	NR
445	684	NR	575	561	NR	705	35	NR	835	1	NR	965	0	NR
450	988	NR	580	559	NR	710	30	NR	840	1	NR	970	0	NR
455	828	NR	585	551	NR	715	26	NR	845	1	NR	975	0	NR
460	473	NR	590	537	NR	720	22	NR	850	1	NR	980	0	NR
465	333	NR	595	516	NR	725	19	NR	855	0	NR	985	0	NR
470	232	NR	600	491	NR	730	16	NR	860	0	NR	990	0	NR
475	146	NR	605	461	NR	735	14	NR	865	0	NR	995	0	NR
480	113	NR	610	429	NR	740	12	NR	870	0	NR	1000	0	NR
485	106	NR	615	395	NR	745	10	NR	875	0	NR			

REPORT NUMBER: SP1-2407-157-6

Melanopic Flux vs. Wavelength



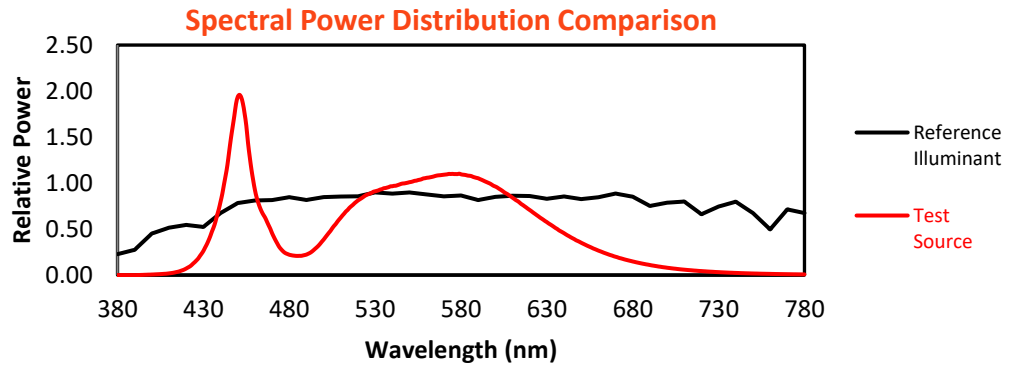
Melanopic Lumens: NR

M/P: 3.73

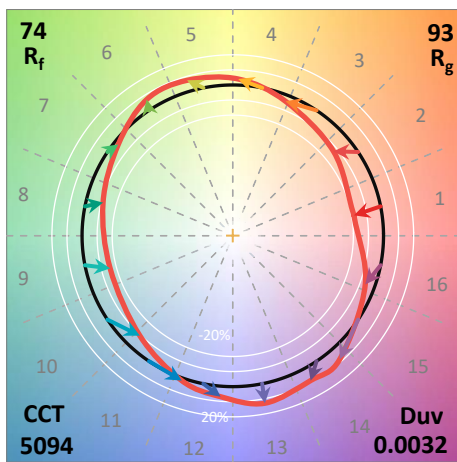
λ (nm)	Power W [^] /nm	Lumens (φ/nm)	λ (nm)	Power W [^] /nm	Lumens (φ/nm)	λ (nm)	Power W [^] /nm	Lumens (φ/nm)	λ (nm)	Power W [^] /nm	Lumens (φ/nm)	λ (nm)	Power W [^] /nm	Lumens (φ/nm)
360	0	NR	490	114	NR	620	361	NR	750	9	NR	880	0	NR
365	0	NR	495	145	NR	625	326	NR	755	8	NR	885	0	NR
370	0	NR	500	197	NR	630	294	NR	760	7	NR	890	0	NR
375	0	NR	505	259	NR	635	261	NR	765	6	NR	895	0	NR
380	0	NR	510	319	NR	640	232	NR	770	5	NR	900	0	NR
385	0	NR	515	373	NR	645	204	NR	775	4	NR	905	0	NR
390	0	NR	520	414	NR	650	179	NR	780	4	NR	910	0	NR
395	1	NR	525	445	NR	655	157	NR	785	3	NR	915	0	NR
400	3	NR	530	465	NR	660	136	NR	790	3	NR	920	0	NR
405	5	NR	535	482	NR	665	118	NR	795	2	NR	925	0	NR
410	9	NR	540	493	NR	670	102	NR	800	2	NR	930	0	NR
415	18	NR	545	505	NR	675	87	NR	805	2	NR	935	0	NR
420	36	NR	550	515	NR	680	75	NR	810	2	NR	940	0	NR
425	72	NR	555	527	NR	685	65	NR	815	1	NR	945	0	NR
430	134	NR	560	540	NR	690	56	NR	820	1	NR	950	0	NR
435	242	NR	565	550	NR	695	48	NR	825	1	NR	955	0	NR
440	407	NR	570	557	NR	700	41	NR	830	1	NR	960	0	NR
445	684	NR	575	561	NR	705	35	NR	835	1	NR	965	0	NR
450	988	NR	580	559	NR	710	30	NR	840	1	NR	970	0	NR
455	828	NR	585	551	NR	715	26	NR	845	1	NR	975	0	NR
460	473	NR	590	537	NR	720	22	NR	850	1	NR	980	0	NR
465	333	NR	595	516	NR	725	19	NR	855	0	NR	985	0	NR
470	232	NR	600	491	NR	730	16	NR	860	0	NR	990	0	NR
475	146	NR	605	461	NR	735	14	NR	865	0	NR	995	0	NR
480	113	NR	610	429	NR	740	12	NR	870	0	NR	1000	0	NR
485	106	NR	615	395	NR	745	10	NR	875	0	NR			

Summary

$R_f = 73.7$
 $R_g = 93$
 $CIE R_a = 72.0$
 $R_9 = -39.6$



Color Vector Graphics

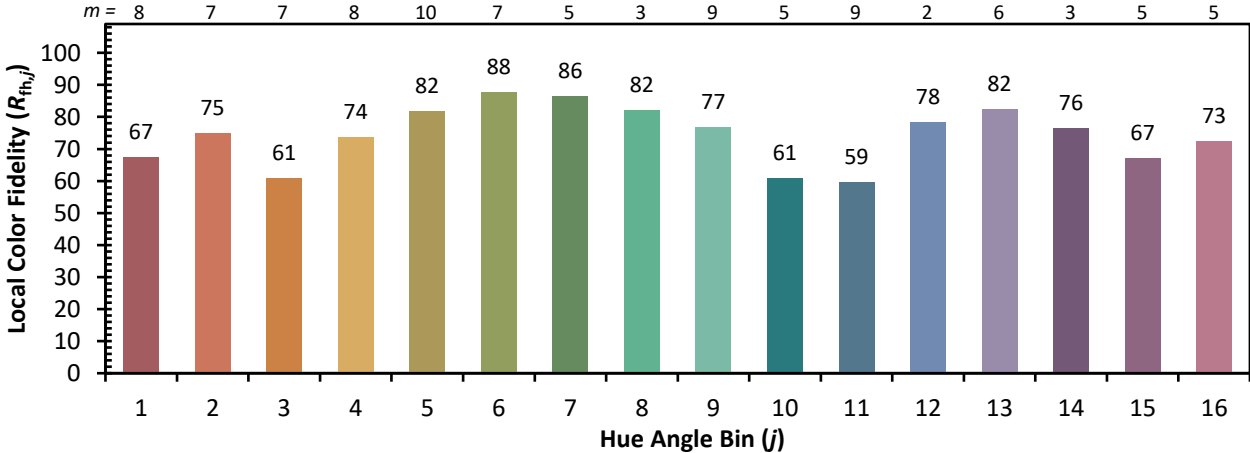
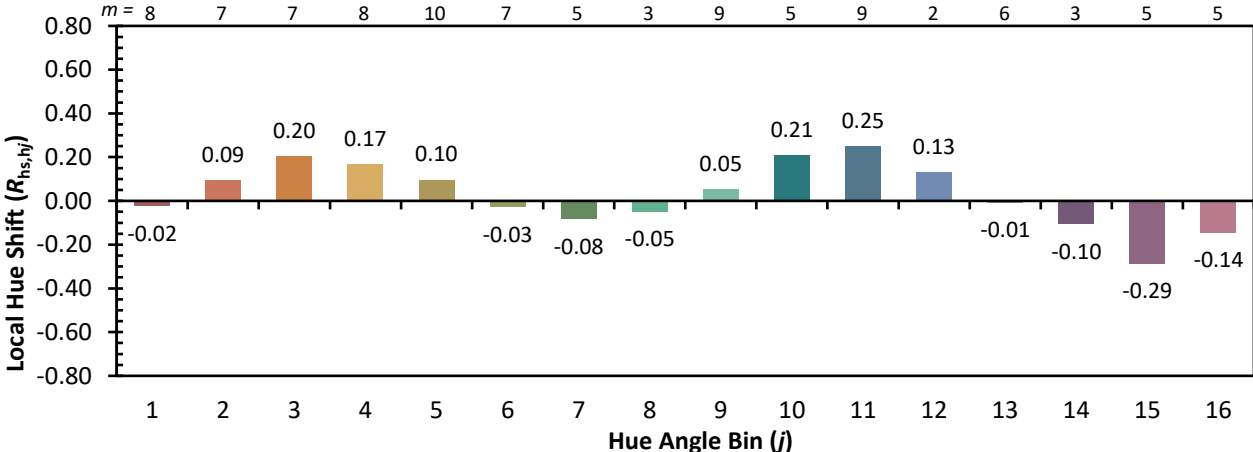
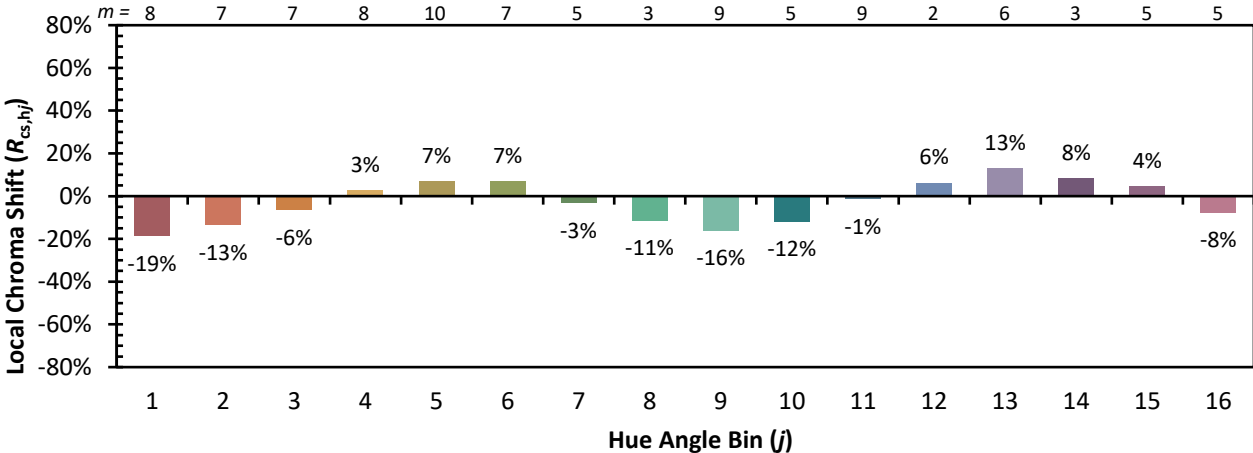


Individual Sample Fidelity Index ($R_{f,i}$)

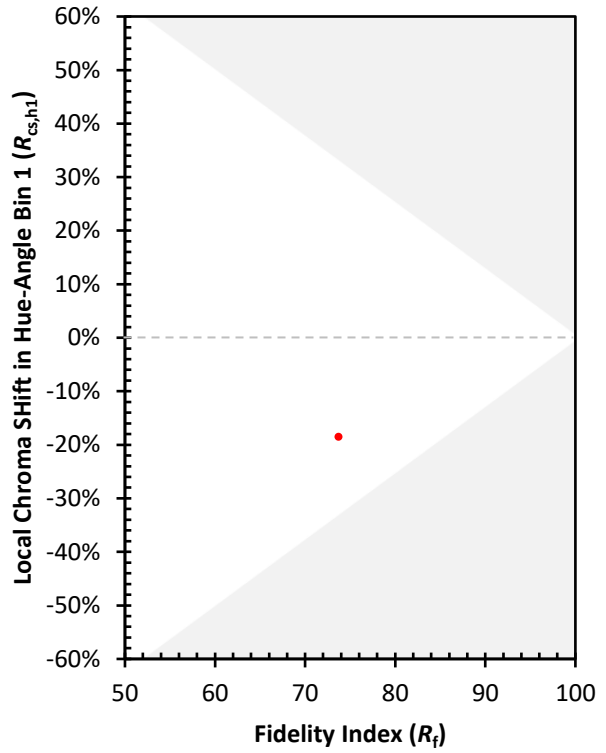
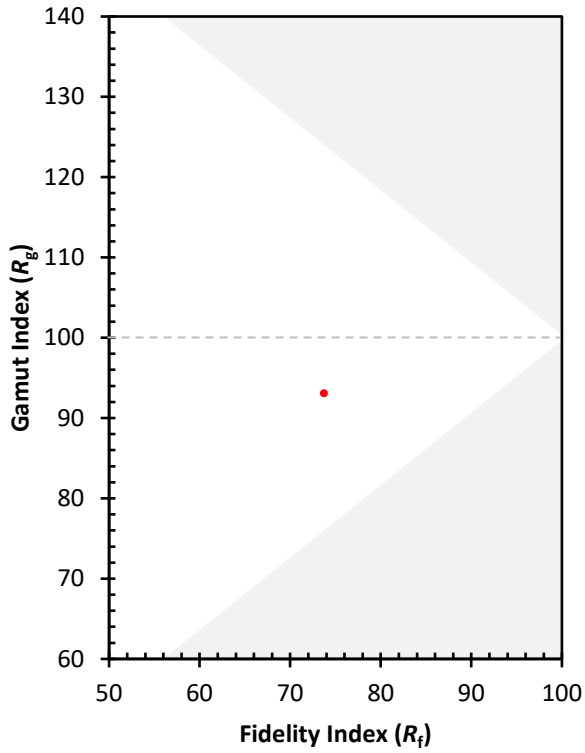
CES01 = 85	CES26 = 62	CES51 = 90	CES76 = 50
CES02 = 59	CES27 = 88	CES52 = 89	CES77 = 67
CES03 = 30	CES28 = 80	CES53 = 79	CES78 = 53
CES04 = 69	CES29 = 69	CES54 = 84	CES79 = 80
CES05 = 46	CES30 = 88	CES55 = 83	CES80 = 77
CES06 = 50	CES31 = 72	CES56 = 74	CES81 = 78
CES07 = 38	CES32 = 62	CES57 = 73	CES82 = 90
CES08 = 38	CES33 = 82	CES58 = 73	CES83 = 90
CES09 = 29	CES34 = 69	CES59 = 86	CES84 = 85
CES10 = 72	CES35 = 83	CES60 = 88	CES85 = 77
CES11 = 56	CES36 = 87	CES61 = 82	CES86 = 75
CES12 = 61	CES37 = 78	CES62 = 81	CES87 = 76
CES13 = 41	CES38 = 98	CES63 = 73	CES88 = 81
CES14 = 74	CES39 = 96	CES64 = 63	CES89 = 72
CES15 = 70	CES40 = 91	CES65 = 60	CES90 = 80
CES16 = 46	CES41 = 96	CES66 = 56	CES91 = 71
CES17 = 49	CES42 = 79	CES67 = 53	CES92 = 58
CES18 = 55	CES43 = 78	CES68 = 63	CES93 = 74
CES19 = 71	CES44 = 99	CES69 = 72	CES94 = 52
CES20 = 63	CES45 = 86	CES70 = 55	CES95 = 64
CES21 = 85	CES46 = 85	CES71 = 46	CES96 = 76
CES22 = 77	CES47 = 89	CES72 = 82	CES97 = 86
CES23 = 91	CES48 = 80	CES73 = 45	CES98 = 76
CES24 = 90	CES49 = 83	CES74 = 90	CES99 = 62
CES25 = 71	CES50 = 89	CES75 = 48	



Color Rendition by Hue-Angle Bin



Measure Comparisons



(END OF REPORT)